

147' CREW/FSV SUSAN F. McCALL



147' CREW/FSV SUSAN F. McCALL

MAIN PARTICULARS

LENGTH OVERALL	45.00 m	147.00 ft
LENGTH BP	44.00 m	145.00 ft
BEAM	9.00 m	28.00 ft
DEPTH	4.00 m	12.00 ft
LIGHT DRAFT	2 m	7.00 ft
DRAFT LOADED	2.00 m	8.00 ft
SUMMER FREEBOARD	1.00 m	2.00 ft
LIGHTSHIP	123 MT.	121 LT.

CAPACITIES

FUEL	69 m ³	18,100 USG
DRILL WATER	–	–
POTABLE WATER	135 m ³	35,700 USG
DRY BULK	–	–
BASE OIL	–	–
DEADWEIGHT	–	–

CARGO DECK

TONNAGE	244 MT.	240 LT.
STRENGTH	5,273 MT./m ²	540 LT./ft. ²
LENGTH	25 m	83 ft.
WIDTH	7 m	23 ft.
CLEAR AREA	177 m ²	1,909 ft. ²

TONNAGE

GRT	295 tons (ITC)	99 US tons
NRT	88 tons (ITC)	67 US tons

MACHINERY

MAIN ENGINES	5 x Cummins 5-KT19M
BRAKE HORSEPOWER	3,500
REDUCTION GEARS	5 TWIN DISC
GEAR RATIO	2.5:1
RUDDERS	2
PROPELLERS	(5) 4-BLADE MICHIGAN 40
AUXILIARY GENERATORS	2 STAMFORD AC
BOW THRUSTER	–

PERFORMANCE

MAXIMUM SPEED	18 knots	
CRUISING SPEED	16 knots	
MAXIMUM FUEL CONSUMPTION	12 m ³ /24 Hrs	135 USG/Hr
CRUISING FUEL CONSUMPTION	10m ³ /24 Hrs	110 USG/Hr

DISCHARGE RATES

FUEL	68 m ³ /Hr @ 91 m	299 USG/min @ 299 ft.
DRILL WATER	204 m ³ /Hr @ 61	898 USG/min @ 200 ft.
POTABLE WATER	–	–

ACCOMODATIONS

CABINS/BERTHS	4 - 8
OFFICERS	2 berths
CREW	2 berths
VIP	–
PASSENGERS	81 Bench Class
LOUNGE	–
MESS	8
BUSINESS SEATS	–

ELECTRONICS & CONTROLS

DEPTH SOUNDER	1 x Furuno
GMDSS	–
GPS	Garmin GPSMAP 210
RADAR(S)	Furuno Color T
VHF	3
SSB	1
INTERNET E-MAIL	Globe Wireless
CSP MONITORING	–
WEATHER RADIO	–

SPECIAL EQUIPMENT

EXTERNAL FIFI	Yes
NUMBER OF MONITORS	1
RIDE CONTROL	–

DOCUMENTATION

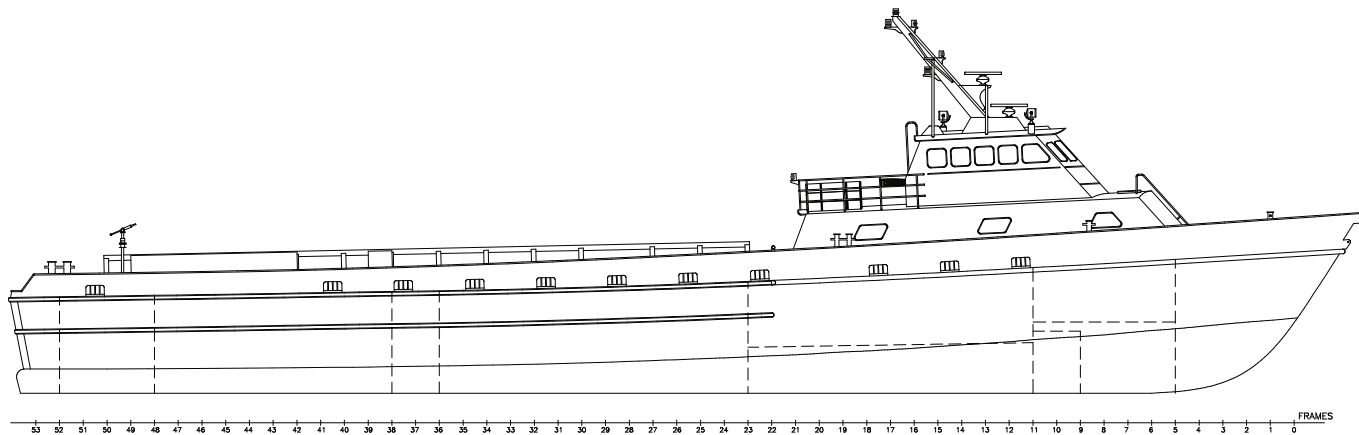
CLASS	ABS Class A1 HSC Restricted Service
FLAG	United States
SOLAS	No
USCG	Subchapter
YEAR BUILT	1999

This specification is preliminary and subject to change without notice. Exact tank capacities, deadweight, deck cargo capacity and other figures that have been calculated and may change when the actual vessel is delivered.

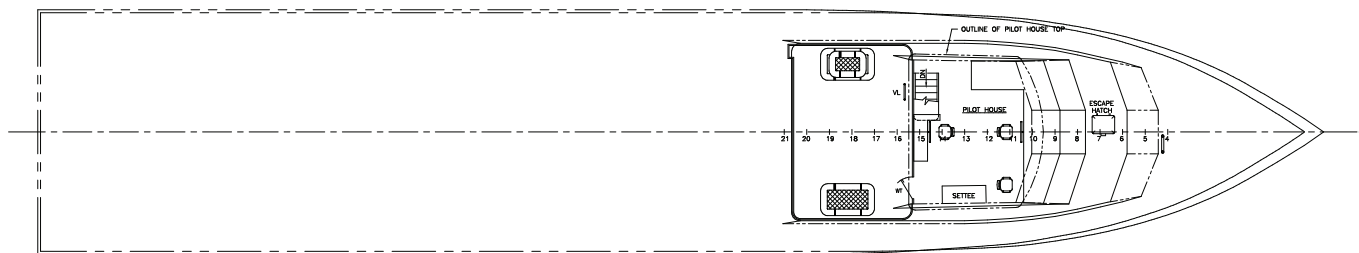
147' CREW/FSV SUSAN F. McCALL



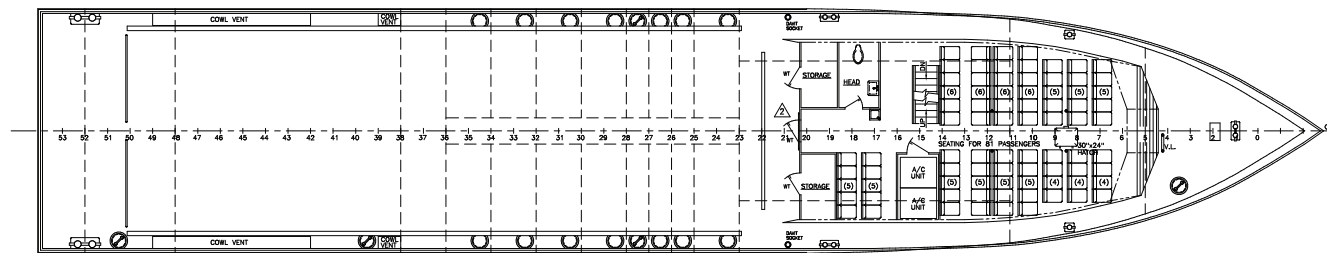
147' CREW/FSV SUSAN F. McCALL



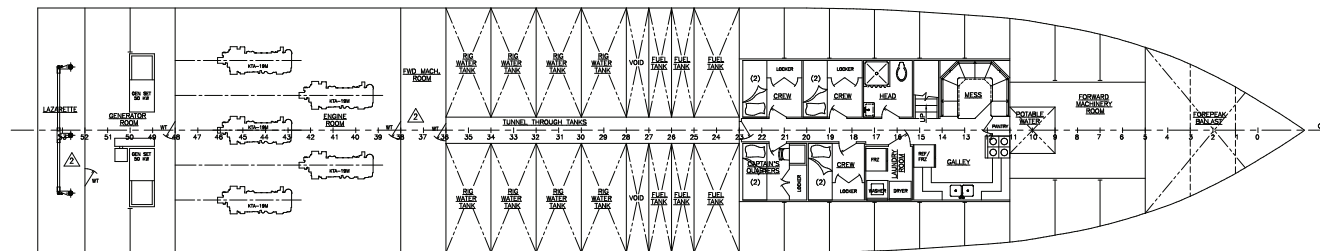
OUTBOARD PROFILE



PILOT HOUSE DECK ARRANGEMENT



MAIN DECK ARRANGEMENT



BELOW MAIN DECK ARRANGEMENT